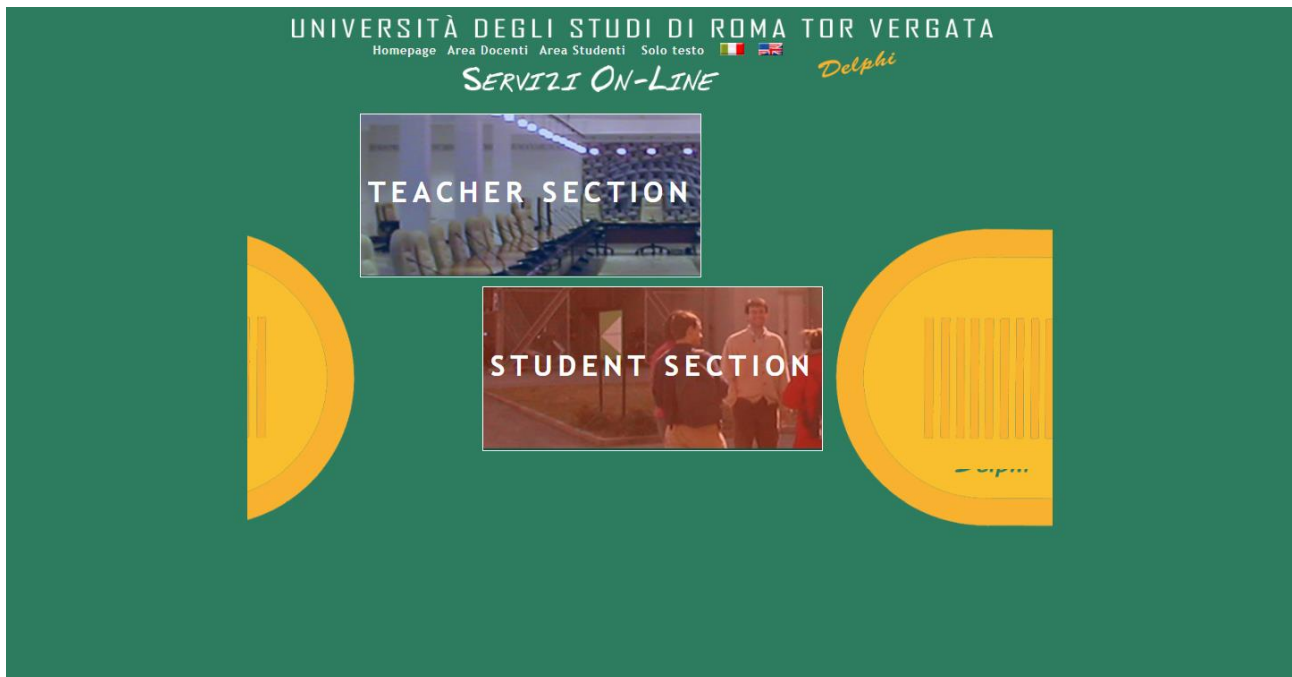
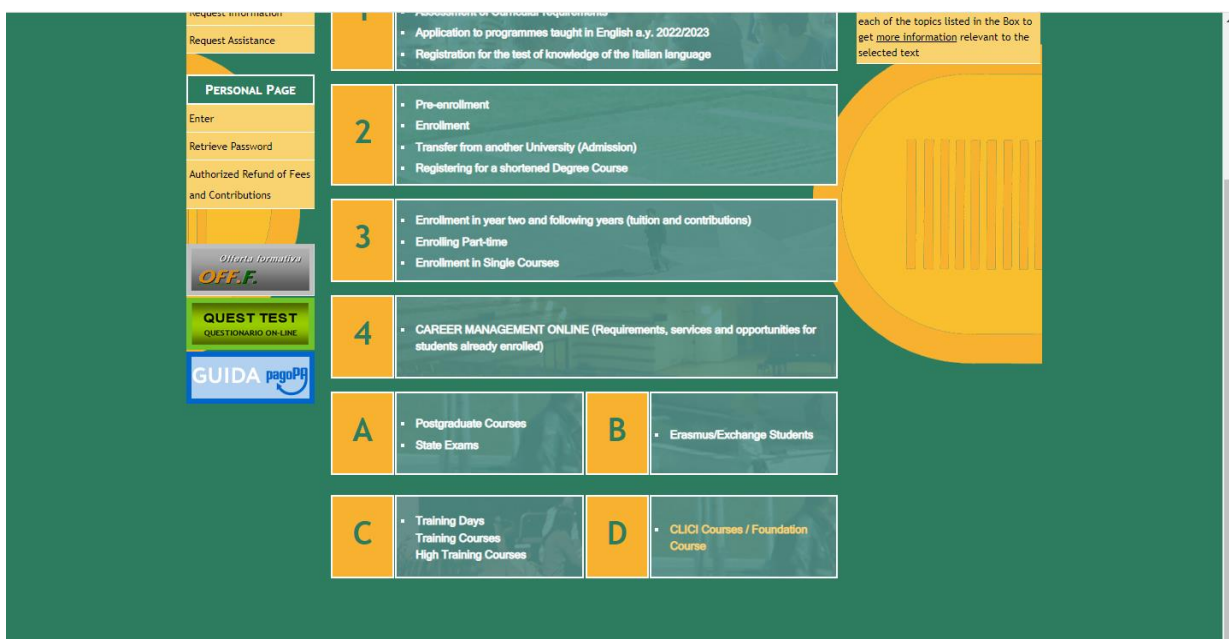


## REGISTRATION PROCEDURE FOUNDATION COURSE

Step 1. Access Delphi <https://delphi.uniroma2.it/totem/jsp/index.jsp?language=EN> and click on “Student Section”



Step 2. Select “FOUNDATION COURSE” in section D



Step 3. Select “Registration”

UNIVERSITÀ DEGLI STUDI DI ROMA TOR VERGATA

LOGOUT 

*Delphi* Versione: test

Access to the Reserved Section

[Registration](#)  
[Retrive Password](#)

FISCAL CODE

PASSWORD

ENTER

Step 4. Insert your name and surname. If you already have an Italian fiscal code (codice fiscale) you can enter it; if you don't have it, click directly on “Next”

UNIVERSITÀ DEGLI STUDI DI ROMA TOR VERGATA

LOGOUT 

*Delphi* Versione: test

Registration

Personal Information Registration

NAME	<input type="text"/>
SURNAME	<input type="text"/>
SEX	F <input type="button" value="v"/>
FISCAL CODE <small>(IF ISSUED BY THE REVENUE AGENCY)</small>	<input type="text"/>


BACK NEXT

## REGISTRATION PROCEDURE FOUNDATION COURSE

Step 5. Enter your personal data and click on “Next”

UNIVERSITÀ DEGLI STUDI DI ROMA TOR VERGATA

LOGOUT



Delphi

Versione: test

Registration

Personal Information Registration

DATE OF BIRTH	01/01/1995
STATE/PROVINCE OF BIRTH: (SELECT EE FOR FOREIGN COUNTRY)	EE
COUNTRY:	AUSTRALIA
FOREIGN CITY OF BIRTH:	adelaide
E-MAIL	studenti.stranieri@uniroma2
PHONE NUMBER	00000000000000000000
CITIZENSHIP	AUSTRALIA


BACK

NEXT

Step 6. Check that all the entered information is correct and click on “confirm displayed information”

UNIVERSITÀ DEGLI STUDI DI ROMA TOR VERGATA

LOGOUT



Delphi

Versione: test

CHECK CAREFULLY THAT ALL THE ENTERED DATA ARE CORRECT

IF THEY ARE CORRECT, CLICK ON THE "CONFIRM INFORMATION DISPLAYED" BUTTON TO COMPLETE THE APPLICATION. WAIT FOR THE PROCESS TO FINISH WITHOUT PRESSING ANY ADDITIONAL KEYS.

IF DATA ARE INCORRECT, CLICK ON "BACK" TO CORRECT THEM.

Personal Information

Fiscal Code: WHTNGA95A41Z700P
Name and Surname: ANGIE WHITE
Date of Birth: 01/01/1995
Country of Birth: AUSTRALIA
City of Birth: adelaide
E-Mail: studenti.stranieri@uniroma2.it
Mobile Number: 00000000000000000000
Citizenship: AUSTRALIA

BACK

CONFIRM DISPLAYED INFORMATION

Step 7. The system will provide you with a password and a fiscal code (if you didn't enter it). They will also be sent to your email address.

## REGISTRATION PROCEDURE FOUNDATION COURSE

Step 8. You will have to access delphi again (step 3) and enter the fiscal code and password provided

UNIVERSITÀ DEGLI STUDI DI ROMA TOR VERGATA

LOGOUT

Delphi Versione: test

Access to the Reserved Section

[Registration](#)  
[Retrive Password](#)

FISCAL CODE

PASSWORD

ENTER

Step 9. Select “Sign up for courses”

UNIVERSITÀ DEGLI STUDI DI ROMA TOR VERGATA

LOGOUT

Delphi Versione: test

Courses Section

Welcome ANGIE WHITE

[Sign up for courses](#)  
[My courses](#)  
[Logout](#)

No registrations

## REGISTRATION PROCEDURE FOUNDATION COURSE

Step 10. Select from the drop-down menu “Foundation Course”

The screenshot shows the 'Corsi Section' of the University of Rome Tor Vergata website. At the top, the university's name is displayed in white on a green background, along with a 'LOGOUT' button and the 'Delphi' logo. Below this, the 'Courses Section' title is centered. A white banner reads 'Welcome ANGIE WHITE'. On the left, a sidebar contains links: 'Sign up for courses', 'My courses', and 'Logout'. The main area features a 'Type of Course:' label followed by a dropdown menu set to 'ATENE0 - FOUNDATION COURSE' and a 'Next' button.

Step 11. Read the privacy policy and, if you agree, click on “I have read and understood the privacy policy”



The screenshot displays the 'AREA STUDENTI' (Student Area) of the University of Rome Tor Vergata. The header includes navigation links: 'Homepage', 'Teacher Section', and 'Student Section', followed by the university's name and the 'Delphi' logo. The main content area shows a document viewer for a privacy policy. The document is titled 'Tor Vergata University of Rome' and contains detailed information about data processing. At the bottom of the viewer, there is a yellow bar with the text 'I DECLARE THAT I HAVE READ THE PRIVACY POLICY' and a 'BACK' button.

## REGISTRATION PROCEDURE FOUNDATION COURSE

Step 12. Your personal data will be displayed, click on “Next”

UNIVERSITÀ DEGLI STUDI DI ROMA TOR VERGATA

LOGOUT



Delphi

Versione: test

FOUNDATION COURSE

Student information

E-MAIL

studenti.stranieri@uniroma2

PHONE NUMBER

00000000000000000000

CITIZENSHIP

AUSTRALIA



BACK

NEXT

Step 13. Enter your current address and click on “Next”

UNIVERSITÀ DEGLI STUDI DI ROMA TOR VERGATA

LOGOUT



Delphi

Versione: test

FOUNDATION COURSE

Mailing address

ADDRESS

SCONOSCIUTO

STATE/PROVINCE:  
(SELECT EE FOR FOREIGN COUNTRY)

EE

COUNTRY:

AUSTRALIA

FOREIGN CITY

Adelaide


BACK

NEXT

## REGISTRATION PROCEDURE FOUNDATION COURSE

Step 14. Enter the data of your ID document or Passport , upload it and click on “Next”

UNIVERSITÀ DEGLI STUDI DI ROMA TOR VERGATA

LOGOUT  Delphi Versione: 15.8

PLEASE FILL IN THE FOLLOWING DOCUMENT

TYPE \* ☐ Id (only EU) ☒ PASSAPORT


PDF FILE \* Scegli file Nessun file selezionato  
Upload Pdf file

Fields marked with \* are mandatory.

BACK NEXT

Step 15. Enter the data and upload the required documents and click on “Next”

UNIVERSITÀ DEGLI STUDI DI ROMA TOR VERGATA

LOGOUT  Delphi Versione: test

PLEASE FILL IN THE FOLLOWING DOCUMENT

PERMIT OF STAY \* ☐ No permit of stay required (only for EU) ☐ Permit of stay renewal ☐ visa ☐ Permit of stay ☐ I will request a VISA for registration of Foundation Course

RELEASE DATE   
*If renewal insert the date of payment on the request receipt*

EXPIRATION DATE   
*If renewal insert the date of appointment for finger prints*

TYPE OF PERMIT   
*write the type of permit in your possession*

PDF FILE Scegli il file Nessun file scelto  
upload pdf file

Fields marked with \* are mandatory.

BACK NEXT

## REGISTRATION PROCEDURE FOUNDATION COURSE

Step 16. Select the required document, upload it and click on “Next”

UNIVERSITÀ DEGLI STUDI DI ROMA TOR VERGATA

LOGOUT  *Delphi* Versione: test

PLEASE FILL IN THE FOLLOWING DOCUMENT

STATEMENT OF COMPARABILITY / DECLARATION OF VALUE \*

☐ upload the statement of Comparability or Declaration of value (DOV)  
☐ upload the request for the statement of comparability or DOV issue  
☐ I will request the Statement of Comparability or DOV after the admission


PDF FILE

Upload pdf file

Fields marked with \* are mandatory.

Step 17. Select your Italian and English proficiency level and click on “Next”

UNIVERSITÀ DEGLI STUDI DI ROMA TOR VERGATA

LOGOUT  *Delphi* Versione: 15.8

PLEASE FILL IN THE FOLLOWING DOCUMENT

ITALIAN PROFICIENCY LEVEL \*

☒ B1 level  
☐ B2 or higher level

ENGLISH PROFICIENCY LEVEL \*

☒ B1 level  
☐ B2 or higher level


Fields marked with \* are mandatory.



## REGISTRATION PROCEDURE FOUNDATION COURSE

Step 18. Upload your final High School title and click on “Next”

UNIVERSITÀ DEGLI STUDI DI ROMA TOR VERGATA

LOGOUT  *Delphi* Versione: 15.8

PLEASE FILL IN THE FOLLOWING DOCUMENT

UPLOAD YOUR FINAL HIGH SCHOOL TITLE \*  Diploma mat... per prova.pdf  
*pdf file*

Fields marked with \* are mandatory.

Step 19. Check that all the entered data are correct and click on “Confirm displayed information”

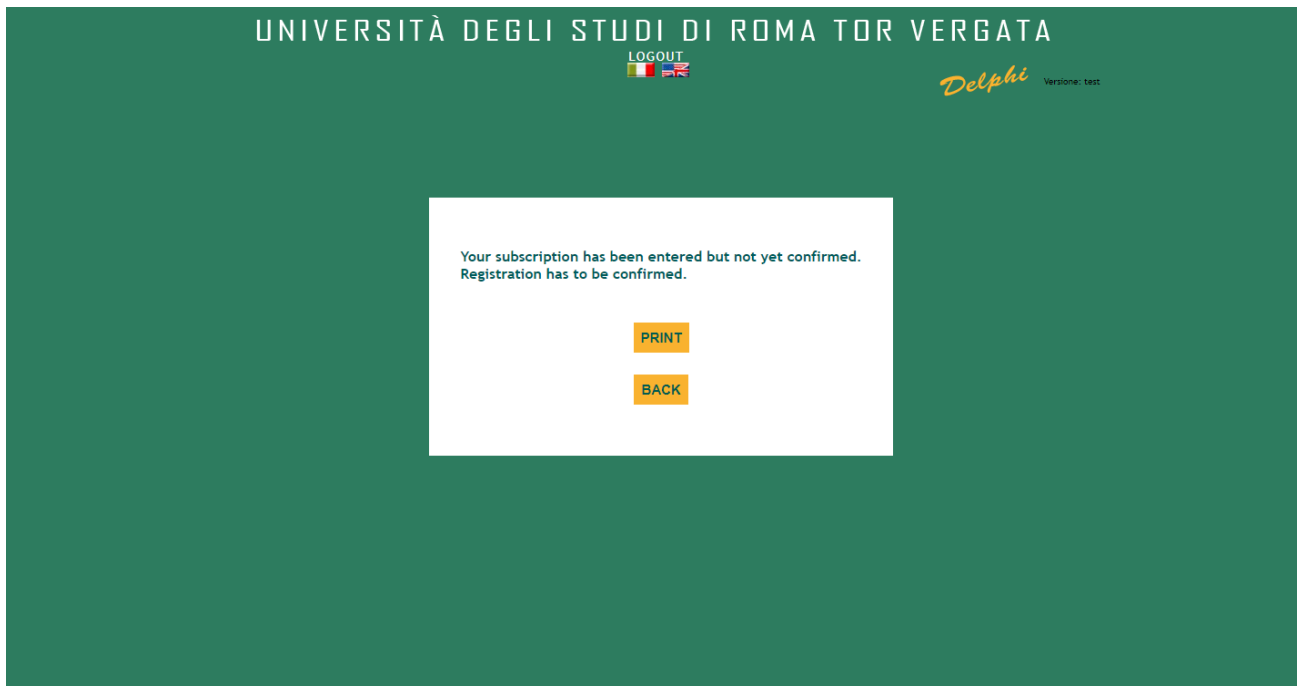
CHECK CAREFULLY THAT ALL THE ENTERED DATA ARE CORRECT.

IF THEY ARE CORRECT, CLICK ON THE "CONFIRM INFORMATION DISPLAYED" BUTTON TO COMPLETE THE APPLICATION.  
WAIT FOR THE PROCESS TO FINISH WITHOUT PRESSING ANY ADDITIONAL KEYS!  
IF DATA ARE INCORRECT CLICK "BACK" TO CORRECT THEM.


Course: FOUNDATION COURSE
<b>Personal Information</b>
Fiscal Code: DBNNGA64A41Z700T
Name and Surname: ANGIE DE BEN
Date of Birth: 01/01/1964
Country of Birth: AUSTRALIA
City of Birth: Adelaide
E-Mail: studenti.stranieri@uniroma2.it
Mobile Number: 000000000000000
Citizenship: AUSTRALIA
<b>Address (Chosen Mailing Address)</b>
Address: SCONOSCIUTO
Town: ADELAIDE
Country: AUSTRALIA
<b>IDENTIFICATION</b>
TYPE: PASSAPORT

## REGISTRATION PROCEDURE FOUNDATION COURSE

Step 20. Click on “Print” if you want to download a pdf file with the entered data: Please be reminded that you will have to confirm your registration



UNIVERSITÀ DEGLI STUDI DI ROMA TOR VERGATA

LOGOUT 

*Delphi* Versione: test

Your subscription has been entered but not yet confirmed.  
Registration has to be confirmed.

PRINT

BACK

Step 21. Clicking on “Back” you will log out. Then, you will have to enter your fiscal code and password again (Step 3) in order to be able to manage the application you submitted.



UNIVERSITÀ DEGLI STUDI DI ROMA TOR VERGATA

LOGOUT 

*Delphi* Versione: 15.8

Access to the Reserved Section

[Registration](#)  
[Retrive Password](#)

FISCAL CODE

PASSWORD

ENTER

## REGISTRATION PROCEDURE FOUNDATION COURSE

Step 22. Now you can confirm your registration by clicking on “Manage”

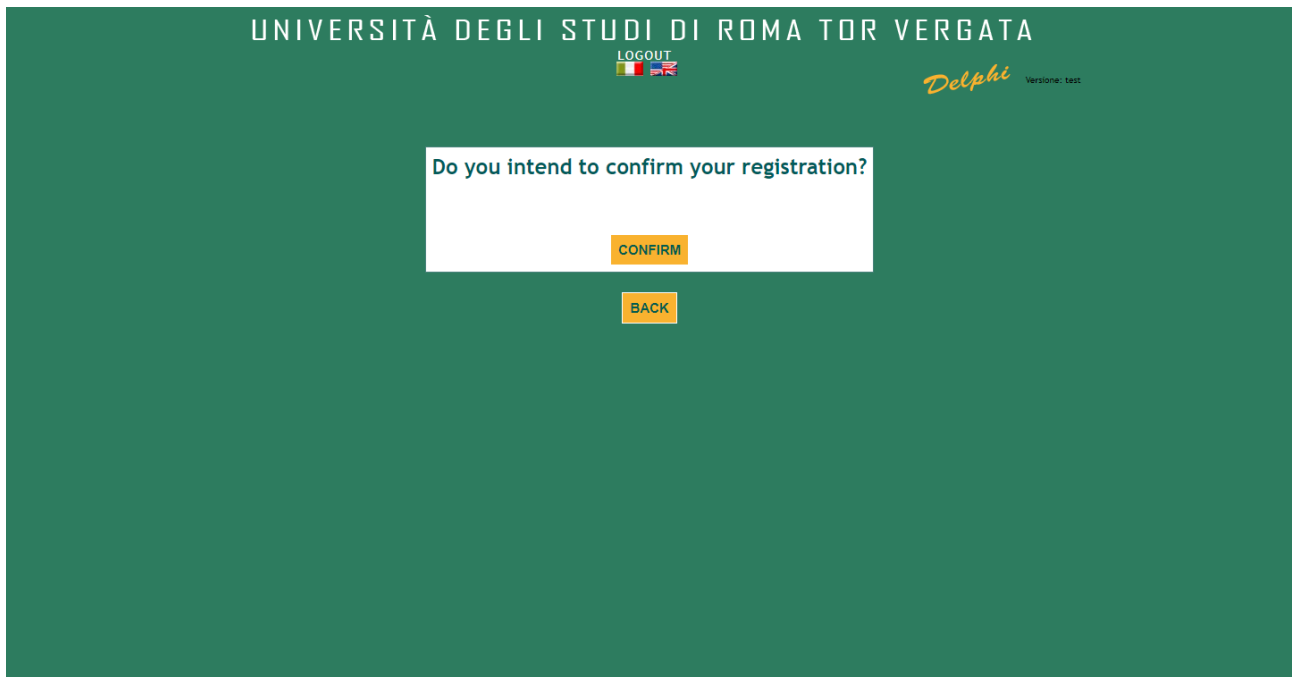


Step 23. Confirm your registration or delete



## REGISTRATION PROCEDURE FOUNDATION COURSE

Step 24. In order to complete the registration click on “confirm”



Step 25. Click on “Ok”



## REGISTRATION PROCEDURE FOUNDATION COURSE

Step 26. Click on “print”



Step 27. click on “Print your registration”, wait for the verification of your documents from the International Students Office and the instructions on the payment of the registration fee

