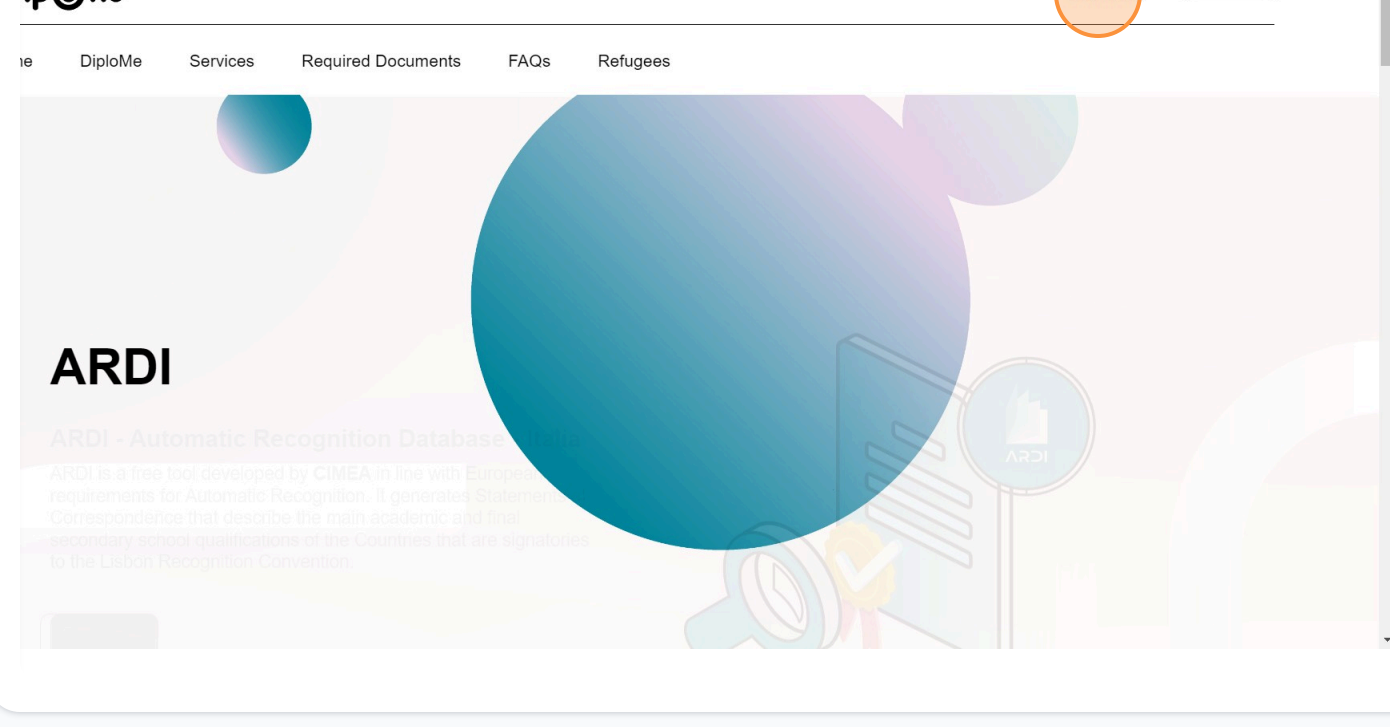


Cimea account creation guide

1 Navigate to <https://cimea-diplome.it/>

- 2 Click "register now"



Create a new account

Please enter the data below

First name(s) *

Middle name(s)

Last name(s) *

Email address *

[illegible]

Last name(s) *

Priva

Email address *

Please note that once you create your account, it will not be possible to change address.

The fields marked with * are required and must be filled.

Read and accept the Terms & Conditions *

Copyright © 2024 - All rights reserved

[illegible][illegible]

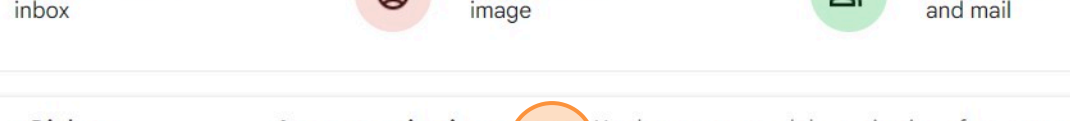
ment shall be governed by and construed in accordance with the laws of

y clicking here you agree to comply with the Diplôme's Terms & Conditions and Privacy Agreement

Activate account

Do you already have an account? [Login](#)

10 Click "Cimea Diplome"



Customize your inbox

Change profile image

Import contacts and mail

Account activation required

You have requested the activation of an account Dear Welcome

Google updated your settings - Hi welcome, we updated your settings welcomeprova@ gmail

You're almost there! - These tips will help ensure everyone follows your process perfectly. O

Get started with the Scribe extension - Help your colleagues and get back to your work - a

Your Scribe has been viewed! - Hi Welcome, your Scribe, Navigate and switch tabs on Scribe

Welcome to Scribel! - You're about to get a LOT of product. Welcome to Scribel! Please verify your

Scribe - Verify Your Email Address - Hi Welcomeprova, Welcome to Scribel! Please verify your

11. $01^*1101^*1^*01^*1^*$

[illegible]

12 Click the "Password" field

The screenshot shows the CIMEA logo at the top right. The main heading is "Set your password". Below it are two input fields: "Password" and "Confirm password *". A red circle highlights the "Password" field. At the bottom, there is a list of four requirements for the password:

- The password must contain at least one uppercase character
- The password must contain at least one lowercase character
- The password must contain at least one digit
- The password must contain at least one special character: "!@#\$%^&*()-_+=~`|;':\"/>

Save

13 Click the "Confirm password" field.

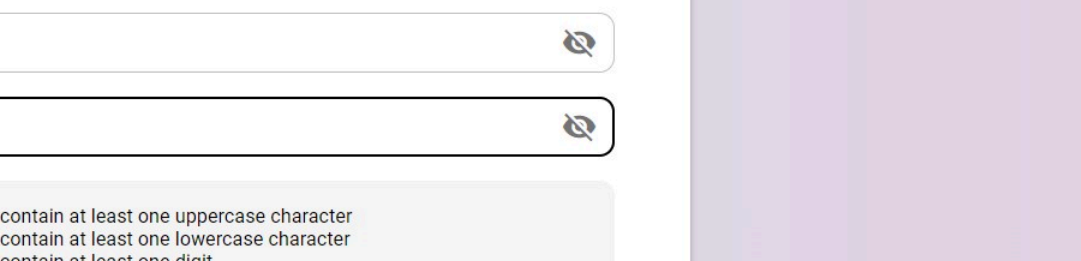
Set your password

confirm password *

- The password must contain at least one uppercase character
- The password must contain at least one lowercase character
- The password must contain at least one digit
- The password must contain at least one special character: "\$!~*%&^"<>-&'/?[\]^_`{|}~-./?[\]^_`{|}~"


Save

14 Click "Save"





The screenshot shows a web form for password reset. It includes a 'password' input field with a visibility toggle (eye icon). Below it is a 'confirm' input field. A 'password strength' section contains four rules: 'password must contain at least one uppercase character', 'password must contain at least one lowercase character', 'password must contain at least one digit', and 'password must contain at least one special character: ~!@%^&*()-_+=~'. A 'Save' button is at the bottom. A message at the bottom states: 'If the link has expired, please click [here](#)'.

13 Once you've clicked **save**, you'll be redirected to the login page.

 **diplôme**

Login





Login

[Forgot password?](#)

Have you not registered yet? [Create a new account.](#)

[Home](#)
[About Us](#)
[Services](#)
[Contact Us](#)

18 Click "Login"

Login

welcomeprova0@gmail.com

Login

Forgot password?

Have you not registered yet? [Create a new account.](#)